

# Slips, Trips and Falls

... a major cause of injuries for Nova Scotia workers



## \$10,411

Average cost of all benefits for time-loss claims due to a work-related slip, trip or fall injury



## 92



Average days lost from work due to a slip, trip, fall injury

### Primary contributing factors for slip, trips, falls:

- Ice+Snow
- Water+Liquid
- Getting in/out of vehicle
- Going up/down steps and stairs



Fall from 8' ladder in 2012: Claim cost =

## \$371,433\*

Slipped on ice in 2011: Claim cost =

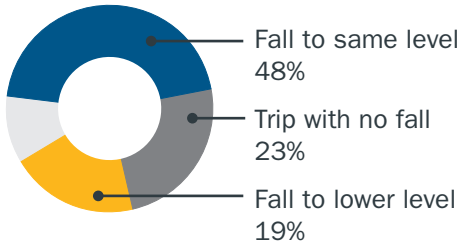
## \$264,928\*



### Did you know?

An unrestrained adult fall from standing has been shown to produce **12x's more force** than what is required to cause a simple skull fracture.<sup>1</sup>

### % of claims involving



## 1,403

claims each year where Nova Scotians missed time from work due to a slip, trip or fall injury.



## 3,477

is the average number of work-related slip, trip, fall claims each year


## 368

people, every year, miss a full year of work because of a slip, trip or fall injury.

### 90% of all slip, trip and fall claims occur in these sectors:



Health/Social Services



Manufacturing



Government Services



Construction



Retail Trade



Accommodation/  
Food/Beverage




Transportation/  
Storage



Communication/  
Utilities



Wholesale Trade



Educational  
Services

Data from WCB Nova Scotia report on claims related to slips, trips and falls as at April 9, 2015. \* Total claim costs as of April 9, 2015. Figure is a single claim example of total claim cost for an injury of that nature.

<sup>1</sup> <http://www.portfolio.mvm.ed.ac.uk/studentwebs/session2/group62/head.htm>